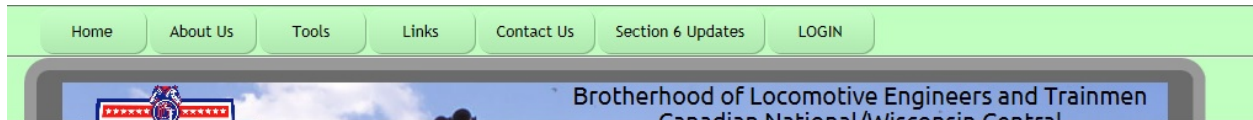
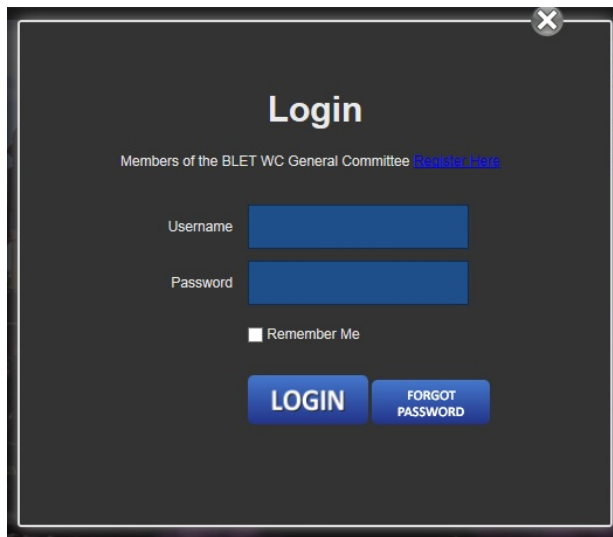


Tracking Your Claim:

To access your claims on www.bletcnwcgca.org after registering and activating your password, use the following steps:



- Click the **“Login”** button on the top of the screen.

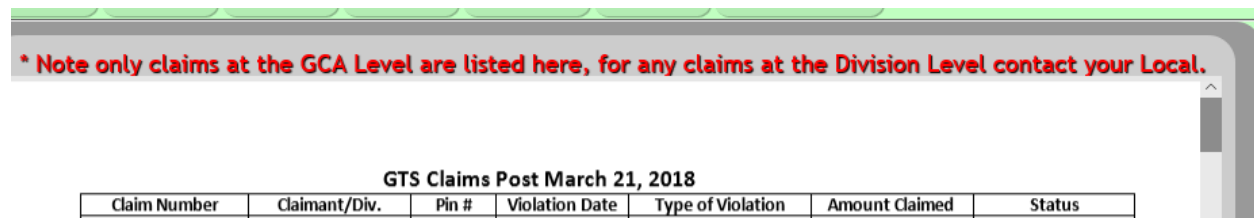
A screenshot of the login form. The form is titled "Login" and is set against a dark background. It includes a link for "Members of the BLET WC General Committee Register Here". There are two input fields: "Username" and "Password". Below the password field is a checkbox labeled "Remember Me". At the bottom of the form are two buttons: "LOGIN" and "FORGOT PASSWORD".

- Enter your **Username** and **Password** and click the **“Login”** button

If you have not previously registered for the website, click the **“LOGIN”** box. Click the blue **“Register Here”** link, we do require some personal information to verify your identity for security. You will need your BLET Reference number listed on BLET National Division mailings right above your name in the address, this number must be correctly entered so we can authenticate you. If you do not have your BLET Reference number contact your Division Secretary/Treasurer who can provide it to you. The Division Secretary/Treasurer should update your address, so you are sure to receive mail from the National Division.



On the top of the screen using your mouse either “hover” or “click” on the **“My GCA” tab** and then hover down and click **“CN/WC GCA Claims.”** Your web browser determines which way is required, the website does not determine if you “hover” or “click”



This displays the spreadsheet of claims that is currently uploaded to the system. When you “hover” your mouse over the right side of the white portion of the page a scroll bar will appear, which allows you to “drag” and “scroll” through all of the pages of the document.

For any issues with this process or issues related to the www.bletcnwcgca.org website, please email the Administrator at: admin@bletcnwcgca.org claims.